

Atla Religion Database with AtlaSerials

Introduction

The *ATLA Religion Database with ATLASerials* provides citations to articles, essays, books and book reviews related to religion and theology. It covers all major world religions, and many of the journal article citations include a link to the full-text article.


Getting connected


U of T faculty and students can access the *ATLA Religion Database with ATLASerials* by following these steps:

1. Go to the U of T Libraries' homepage: <https://onsearch.library.utoronto.ca>
2. Click on [Databases](#) under the search bar, then click on "Article databases by subject A-Z"
3. Choose *Christianity* or *Religion* or *Islamic Studies* from the list of topics. Click on Go.
4. Click on [ATLA Religion Database with ATLASerials](#) from the list of resources.

If you are **not** on campus, you will be asked for your UTORid and password.


Getting help

If you need further help using this database (such as how to do advanced searches), click  next to the search boxes, or ask a reference librarian.

If you need help making sense of the EBSCO interface (the arrangement on the screen), click  in the upper right corner, or ask a librarian.

You can also get help by clicking on the CONTACT THE LIBRARY link in the upper right corner.

Doing a Search

1. Enter search terms in any of the three "Search" boxes.
2. Click .
3. The results are displayed in the lower part of the search screen. An individual record looks like this:

The future of the social gospel



Periodical

By: Hinson-Hasty, Elizabeth L.. Source: *Theology Today*, 66 no 1 Ap 2009, p 60-73. Publication Type: Article


Subjects: Social gospel; Social justice; Economics--Ethical aspects; Church and social problems; Social ethics, Christian; Social action and church; Social change and church;



PDF Full Text (1MB)



Finding the full-text of a journal article

When the full-text of an article is available from ATLA, click on  PDF Full Text. Even if this link doesn't appear, the article *may* still be available in full-text. Click [Get it! UTL](#) to see if its available full-text. If the full-text is not online, look up the title of the journal or book (not the title of the article) in the Library catalogue. If the print journal is not available at U of T, the article can be obtained through inter-library loan.

Clicking on the article title will provide further information, but *not* the full-text. For related articles, click one or more of the terms listed under "Subjects".

Searching for works by an author

1. Click on "Indexes" at the top of the screen. Choose the "Author" index from the drop down "Browse an Index" box.
2. Enter the author's name in the "Browse for" box below. Write the surname followed by the first initial (e.g. Daly, M). Click .

Check the box(es) next to the author's name you want. Click at the top of the page.

Finding book reviews

1. In the "Search Options" box, in the "Limit your results" section, in the "Publication Type" menu, select "Review."
2. Enter the title of the book in the "Search" box at the top of the screen.
3. Click .

Searching for works on a biblical verse

1. Click at the top of the screen. This will open a list of the books in the Bible in canonical order.
2. Find the book of the Bible you want. To select a particular chapter, click on [\[Expand\]](#) next to the appropriate book. To select a particular verse in a chapter, click on [\[Expand\]](#) next to the appropriate chapter. Click on the verse you want.
3. The search results will show articles and other resources about that particular Biblical verse.

Searching ATLA Religion Database and other indexes simultaneously

Other indexes use the same interface as the *ATLA Religion Database*. These include *Old Testament Abstracts* and *New Testament Abstracts*.

To search multiple databases at the same time, click the [Choose Databases](#) link above the search boxes. Place a checkmark next to the appropriate databases and click .

Refining your search

To limit your search by publication type, year published, or language, check the appropriate options under “Limit your results”.

The screenshot displays the search interface for the ATLA Religion Database. At the top, there is a search bar with a "Search" button and a "Clear" button. Below the search bar are three rows of search criteria, each with a dropdown menu for "Select a Field (optio...)" and a "Search" button. The interface also includes a "Choose Databases" link and a "Limit your results" section. The "Limit your results" section contains several filters: "Full Text" (checkbox), "Scholarly (Peer Reviewed) Journals" (checkbox), "Year Published" (range selector), "Publication Type" (dropdown menu with options: All, Article, Book, Essay), "Genre" (dropdown menu with options: All, Art works, Autobiographies, Bibliographies), "Abstract Available" (checkbox), "Open Access" (checkbox), "Journal Title" (text input), "Language" (dropdown menu with options: All, Afrikaans, Arabic, Catalan), "Image Quick View" (checkbox), and "Image Quick View Types" (checkbox for "Black and White Photograph").

Expanding your search

Use an asterisk (*) at the end of a search term to find various forms of that term:

Typing: **missio*** will return results with the words: mission, missions, missionary, missiology, etc.

Use a question mark (?) within a search term to catch alternate spellings, pluralization, etc.:

Typing: **savio?r** will return results with both savior and saviour.

Using OR between synonymous search terms will help you find more articles on the topic:

(e.g.) teenager OR youth OR adolescent

Combining terms to focus the search

Use AND between search terms to find articles on a more specific topic. For example, *Buddhism AND reincarnation* finds articles that contain both terms.

You can also combine terms from previous searches:

1. From the **Search History/Alerts** box, just below the three search boxes, place a checkmark next to the searches that you would like to combine.

UNIVERSITY OF TORONTO LIBRARIES Searching: ATLA Religion Database with ATLASerials | Choose Databases

reincarnation Select a Field (optional)

AND Select a Field (optional)

AND Select a Field (optional)

Search Clear ? Add Row

Basic Search | Advanced Search | Search History

Search History/Alerts

[Print Search History](#) | [Retrieve Searches](#) | [Retrieve Alerts](#) | [Save Searches / Alerts](#)

<input type="checkbox"/> Select / deselect all		Search with AND	Search with OR	Delete Searches	Refresh Search Results
Search ID#	Search Terms	Search Options	Actions		
<input type="checkbox"/> S3	reincarnation	Search modes - Boolean/Phrase	View Results (524)	View Details	Edit
<input type="checkbox"/> S2	buddhism	Search modes - Boolean/Phrase	View Results (15,488)	View Details	Edit
<input type="checkbox"/> S1	buddhism AND reincarnation	Search modes - Boolean/Phrase	View Results (113)	View Details	Edit

2. Click on either **Search with AND** or **Search with OR**

To print, e-mail, save, or export a citation

To print, e-mail, save or export a citation, click on the folder icon beside the citation to put the item in your folder. When finished adding, click “Folder” at the top of the screen. Next, select the citations by clicking the “Select” box.

- To print the citations, click the print icon .
- To e-mail the citations, click the e-mail icon .
- To save results as a file, click the save icon .
- To export the citations, click on the export icon .

You are then given options for formatting the citations.